

# igar L-support legs

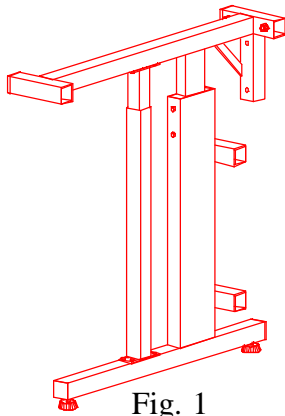
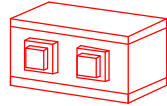


Fig. 1



**Motorized**

### Quick Facts:

- 15.75 adjustment stroke
- Cantilever with extra support leg.
- Adjusts from 28" to 43.75" in. (incl. 1.25" thick top)
- Foldable hand crank
- 900 lbs capacity
- Very easy to crank
- 12&14 gauge tubular steel
- Welded construction
- Tension adjustable roller bearings.
- Scratch resistant powder coating

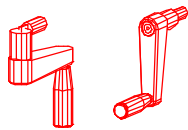
## LEG SUPPORTS

**Motorized**

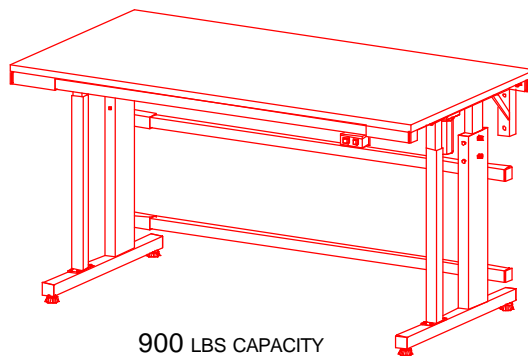
### L-SUPPORT LEGS (Heavy Duty)

Max load capacity 900 Lbs

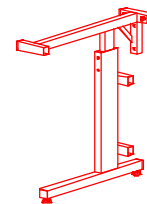
Item#	Description	Dimensions (Depth)	Fig.
9148404L	Motorized height adjustment from 28" to 43.75". 900 lbs load capacity One set includes 2 leg supports.	27.5 in	1



OPTIONAL FOLDABLE  
HAND CRANK ADJUSTMENT



900 LBS CAPACITY  
28 - 43.5 INCH HEIGHT ADJUSTMENT  
TOTAL STROKE: 16"



OPTIONAL 500 LBS  
CAPACITY LEG SUPPORT